



COMUNICATO
STAMPA

Relazioni con i Media

T +39 06 8305 5699
F +39 06 8305 3771
ufficiostampa@enel.com

enel.com

Investor Relations

T +39 06 8305 7975
F +39 06 8305 7940
investor.relations@enel.com

enel.com

ENEL AVVIA LA PUBBLICAZIONE PERIODICA DI UN REPORT TRIMESTRALE CON I DATI OPERATIVI DEL GRUPPO

- *Il Quarterly Bulletin, la cui prima edizione contiene i dati operativi del secondo trimestre 2016, illustrerà con cadenza trimestrale i principali dati consolidati di Gruppo su capacità installata, generazione e distribuzione di energia elettrica, vendite di energia elettrica e gas, relativi al periodo in esame*
- *Il documento, pubblicato in anticipo rispetto alla divulgazione dei dati economico-finanziari di periodo, si pone l'obiettivo di rafforzare la comunicazione del Gruppo nei confronti della comunità finanziaria, in linea con le best practice dei mercati più evoluti*

Roma, 21 luglio 2016 – Enel S.p.A. ("Enel") ha pubblicato oggi, in allegato al presente comunicato, il primo "Quarterly bulletin" ("Report") relativo al secondo trimestre (e al primo semestre) 2016, documento periodico con cadenza trimestrale che illustra i principali dati operativi del Gruppo nel periodo di riferimento, in termini di capacità installata, generazione e distribuzione di energia elettrica, vendite di energia elettrica e gas, nelle diverse aree geografiche di presenza del Gruppo. Il Report riassume anche i principali dati economici, finanziari e patrimoniali del Gruppo già pubblicati e relativi al primo trimestre 2016. Il documento contiene, inoltre, un raffronto dei dati operativi e finanziari sopra indicati con quelli del corrispondente periodo del precedente esercizio.

Il Report ospita una sezione interamente dedicata al posizionamento di Enel nei principali indici di sostenibilità. Vengono infine riepilogati i giudizi sul merito di credito assegnati alle principali società quotate del Gruppo da parte delle più accreditate agenzie di rating.

Il documento, che sarà pubblicato in anticipo rispetto all'approvazione da parte del Consiglio di Amministrazione di Enel e alla divulgazione dei dati economico-finanziari contenuti nei vari documenti contabili periodici, si pone l'obiettivo di rafforzare ulteriormente la trasparenza del Gruppo nei confronti della comunità finanziaria, in linea con le best practice dei mercati più evoluti.

Il Report, allegato al presente comunicato stampa è a disposizione del pubblico presso la sede sociale, sul sito internet di Enel (www.enel.com, sezione *Investor Relations*), e – unitamente al presente comunicato – presso il meccanismo di stoccaggio autorizzato denominato "NIS-Storage" (www.emarketstorage.com).

Tutti i comunicati stampa di Enel sono disponibili anche in versione Smartphone e Tablet. Puoi scaricare la App Enel Corporate su Apple Store e Google Play

Group net production

Group	2Q 2016			1H 2016		
	GWh	% Weight	Δ yoy	GWh	% Weight	Δ yoy
Hydro	17,468	28.1%	1%	32,252	25.2%	-6%
Wind	4,260	6.8%	15%	9,526	7.4%	20%
Other Renewables	1,847	3.0%	5%	3,674	2.9%	4%
Nuclear	8,840	14.2%	0%	19,087	14.9%	-3%
Coal	15,020	24.1%	-25%	32,468	25.3%	-20%
CCGT	8,753	14.1%	-5%	17,525	13.7%	-11%
Oil & Gas	6,027	9.7%	-10%	13,646	10.6%	-3%
Total	62,214	100%	-8%	128,178	100%	-8%
Italy	GWh	% Weight	Δ yoy	GWh	% Weight	Δ yoy
Hydro	5,137	34.4%	-8%	8,571	28.9%	-15%
Wind	330	2.2%	27%	765	2.6%	11%
Other Renewables	1,491	10.0%	0%	2,985	10.1%	1%
Coal	6,272	42.0%	-25%	13,817	46.7%	-22%
CCGT	1,552	10.4%	7%	3,283	11.1%	11%
Oil & Gas	142	0.9%	63%	191	0.6%	34%
Total	14,923	100%	-13%	29,611	100%	-14%
Iberia	GWh	% Weight	Δ yoy	GWh	% Weight	Δ yoy
Hydro	2,700	16.9%	15%	5,085	15.6%	7%
Wind	806	5.0%	-16%	2,015	6.2%	-7%
Other Renewables	42	0.3%	-16%	90	0.3%	-17%
Nuclear	6,382	39.9%	10%	12,843	39.3%	-1%
Coal	2,940	18.4%	-51%	6,580	20.2%	-42%
CCGT	1,532	9.6%	-10%	2,836	8.7%	-15%
Oil & Gas	1,574	9.9%	3%	3,198	9.8%	4%
Total	15,976	100%	-13%	32,648	100%	-13%
Latam	GWh	% Weight	Δ yoy	GWh	% Weight	Δ yoy
Hydro	8,882	54.8%	5%	16,946	52.3%	-1%
Wind	871	5.4%	35%	1,747	5.4%	38%
Other Renewables	159	1.0%	178%	284	0.9%	139%
Coal	759	4.7%	7%	1,902	5.9%	54%
CCGT	4,430	27.3%	-6%	9,054	27.9%	-11%
Oil & Gas	1,117	6.9%	-8%	2,490	7.7%	6%
Total	16,218	100%	3%	32,423	100%	1%
East Europe	GWh	% Weight	Δ yoy	GWh	% Weight	Δ yoy
Hydro	484	3.8%	-33%	1,097	3.8%	-39%
Wind	340	2.7%	-17%	864	3.0%	-12%
Other Renewables	48	0.4%	-4%	76	0.3%	-13%
Nuclear	2,457	19.2%	-20%	6,244	21.9%	-8%
Coal	5,048	39.4%	-1%	10,169	35.6%	0%
CCGT	1,239	9.7%	-7%	2,352	8.2%	-29%
Oil & Gas	3,194	24.9%	-17%	7,767	27.2%	-8%
Total	12,811	100%	-12%	28,569	100%	-9%
Other Countries ¹	GWh	% Weight	Δ yoy	GWh	% Weight	Δ yoy
Hydro	264	11.6%	-1%	553	11.2%	16%
Wind	1,914	83.7%	34%	4,135	83.9%	44%
Other Renewables	107	4.7%	-4%	239	4.8%	-1%
Total	2,286	100%	27%	4,926	100%	37%

1. Includes USA, Canada, South Africa, India

Group installed capacity

	1H 2016											
	Italy		Iberia		Latam		East Europe		Other Countries		Total	
	MW	Δ yoy	MW	Δ yoy	MW	Δ yoy	MW	Δ yoy	MW	Δ yoy	MW	Δ yoy
Hydro	12,421	15	4,763	(0)	9,985	438	1,609	-	316	-	29,095	452
Wind	728	8	1,616	(125)	1,426	260	741	-	2,262	597	6,773	740
Other Ren.	860	(82)	46	(6)	497	329	134	(0)	259	149	1,796	390
Nuclear	-	-	3,318	-	-	-	1,814	-	-	-	5,132	-
Coal	6,478	-	5,168	(138)	835	(1)	4,011	(212)	-	-	16,491	(351)
CCGT	4,535	(664)	5,445	-	4,316	64	1,215	-	-	-	15,511	(600)
Oil & Gas	2,739	(2,327)	2,417	0	2,584	(58)	4,513	1	-	1	12,253	(2,384)
Total	27,760	(3,050)	22,774	(269)	19,642	1,033	14,036	(211)	2,837	746	87,050	(1,753)

Group additional capacity in 1H 2016

MW	1H 2016					
	Italy	Iberia	Latam	East Europe	Other Countries	Total
Hydro	3	-	40	-	-	43
Wind	8	-	112	-	-	120
Other Ren.	15	-	298	-	149	461
Nuclear	-	-	-	-	-	-
Coal	-	-	-	-	-	-
CCGT	-	-	-	-	-	-
Oil & Gas	-	-	-	-	-	-
Total	26	-	450	-	149	625

Global Infrastructure & Network

Electricity distributed (TWh)	1H 2016	1H 2015	Δyoy
Italy	109.8	110.2	-0.3%
Iberia	52.7	51.0	3.5%
Latam	39.7	39.0	1.6%
East Europe	7.3	7.2	1.1%
Total	209.5	207.4	1.0%

End users (mn)	1H 2016	1H 2015	Δyoy
Italy	31.6	31.6	0.0%
Iberia	11.9	11.9	0.2%
Latam	15.3	14.9	2.8%
East Europe	2.7	2.7	1.1%
Total	61.5	61.1	0.7%

Retail

Energy sold (TWh)	1H 2016	1H 2015	Δyoy
Italy	45.9	42.2	8.7%
Iberia	45.7	45.7	0.0%
Latam	33.9	31.8	6.5%
East Europe	7.0	8.0	-11.6%
Total	132.5	127.7	3.8%

Power customers (mn)	1H 2016	1H 2015	Δyoy
Italy	26.8	27.1	-1.2%
Iberia	11.0	11.1	-1.0%
Latam	15.4	15.0	2.6%
East Europe	2.7	2.7	0.8%
Total	55.9	55.9	-0.1%

Gas sold (bcm)	1H 2016	1H 2015	Δyoy
Italy	2.6	2.5	7.1%
Iberia	3.1	2.8	11.8%
Total	5.7	5.2	9.6%

Gas customers (mn)	1H 2016	1H 2015	Δyoy
Italy	3.9	3.6	6.7%
Iberia	1.5	1.2	25.0%
Total	5.4	4.8	11.3%

Income statement & balance sheet

€ mn	1Q 2016	1Q 2015	Δ yoy
Revenues	17,872	19,970	-11%
Reported EBITDA*	4,017	4,023	0%
Ordinary EBITDA*	3,871	4,023	-4%
Reported EBIT*	2,670	2,625	2%
Ordinary EBIT*	2,524	2,625	-4%
Rep. Group net income*	939	810	16%
Group net ord. Income*	795	810	-2%
EPS (in €)	0.10	0.09	11%
FFO ¹	1,539	710	117%
Total assets	158,053	169,565 ²	-7%
Assets held for sale*	6,824	6,830 ²	0%
Shareholder's equity	52,192	53,498 ²	-2%
Liabilities held for sale	5,641	5,469 ²	3%
Financial net debt	36,644	37,545 ²	-2%
FFO/Net debt* ³	28%	25%	+3 p.p.
Net debt*/Ebitda ³	2.5x	2.5x	-
Capex ⁴	1,650	1,340	23%
- Growth	1,142	714	60%
- Maintenance	508	626	-19%

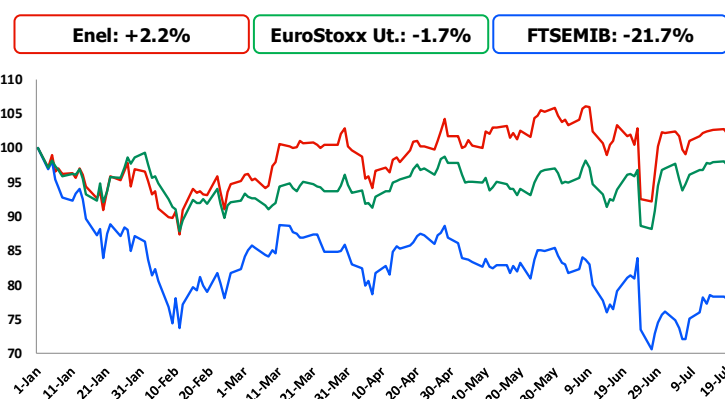
Dividends⁵

€/share	2015		2014	
	Amount	Δ yoy	Amount	Δ yoy
Pay-out	55%	-	45%	-
DPS	0.16	14%	0.14	8%

Valuation data⁶

	30/06/2016	30/06/2015	Δ yoy
Share Price (€)	3.980	4.064	-2.1%
P/E	12.9	12.6	2.4%
EV/EBITDA	7.5	7.1	4.8%
Dividend Yield	4.5%	3.9%	14.9%

Stock performance YTD (1/01 – 20/07)⁵



*Alternative performance indicators not envisaged in the IFRS-EU accounting standards are intended to facilitate the assessment of the Group's performance and financial position. Please refer to the press releases dated May 9, 2016 (for the first quarter 2016) and 8 May 2015 (for the first quarter 2015) for the definition of these indicators.

1. FFO: Funds from operations after Δ WC and provisions
2. As of December 2015
3. 2015 data as of December; 2016 data are LTM
4. Includes assets held for sale related to Slovenske Elektrarne
5. 2015 ex-dividends date: 22.06.16; 2014 ex-dividends date: 23.06.15
6. Bloomberg / broker consensus

Rating⁶

	S&P		Fitch		Moody's	
	Rating	Outlook	Rating	Outlook	Rating	Outlook
Enel	BBB	STABLE	BBB+	STABLE	Baa2	STABLE
Endesa	BBB	STABLE	BBB+	STABLE	WR	-
Enerjis Americas	BBB	NEG	BBB	STABLE	Baa3	STABLE
Enerjis Chile	BBB+	STABLE	BBB	POS	Baa2	STABLE
Ampla (Brazil)	BB+	NEG	-	-	-	-
Cochòn (Argentina)	-	-	-	-	Caa1	STABLE
Emgesa (Colombia)	BBB	STABLE	BBB	STABLE	-	-
Enel Russia	-	-	BB+	STABLE	Ba3	NEG
Italy	BBB-u	STABLE	BBB+	STABLE	Baa2	STABLE
Spain	BBB+	STABLE	BBB+	STABLE	Baa2	STABLE
Chile	AA-	STABLE	A+	STABLE	Aa3	STABLE
Brazil	BB	NEG	BB	NEG	Ba2	NEG
Argentina	B-	STABLE	WD	STABLE	B3	STABLE
Colombia	BBB	NEG	BBB	STABLE	Baa2	STABLE

Focus on Italy:
Operating data

Country energy balance¹

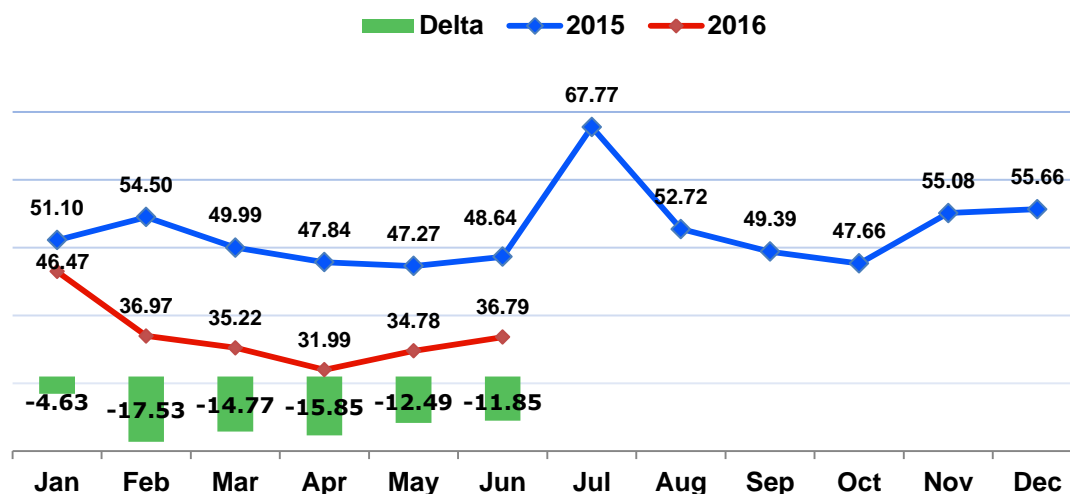
GWh	1H 2016	1H 2015	Δ yoy
Hydro	21,505	23,601	-8.9%
Thermo	83,823	83,808	0.0%
- Biomass	8,865	8,722	1.6%
Geothermal	2,953	2,874	2.7%
Wind	10,138	8,900	13.9%
PV	11,269	12,970	-13.1%
Total net production	129,688	132,153	-1.9%
Import	25,702	25,391	1.2%
Export	3,145	2,450	28.4%
Net import	22,557	22,941	-1.7%
Pumped storage	1,240	944	31.4%
Electricity demand	151,005	154,150	-2.0%

Figures: retail

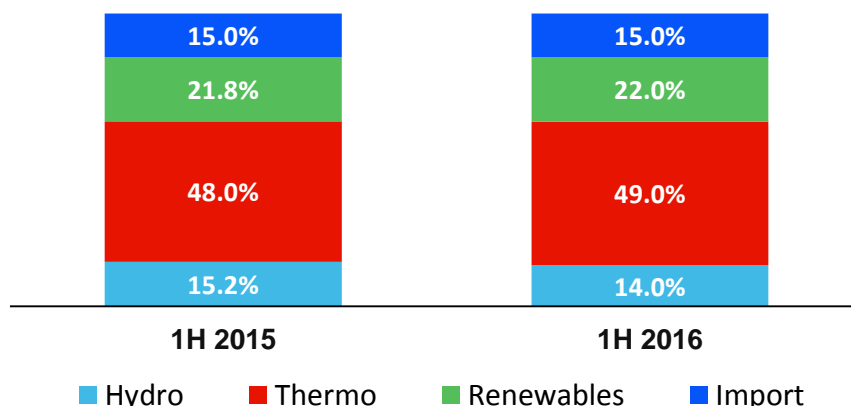
Energy Sold (TWh)	1H 2016	1H 2015	Δ yoy
Regulated Market	22.6	23.9	-5.5%
Free Market	23.3	18.3	27.3%
Total	45.9	42.2	8.7%

Power customers (mn)	1H 2016	1H 2015	Δ yoy
Regulated Market	20.1	21.0	-4.4%
Free Market	6.7	6.1	9.8%
Total	26.8	27.1	-1.2%

Pool Price (€/MWh)²



Power supply: breakdown by sources^{1,3}



1. Source: Terna

2. Source: GME

3. Net of own consumption and pumped storage. Renewables includes Biomass. Source TERNIA.

ESG:
Enel ranking¹

 In Collaboration with RobecoSAM	Since 2004 Score 86/100		
	Since 2002 Score 4.2/5		
	 DRIVING SUSTAINABLE ECONOMIES	Since 2005 Performance B Disclosure 100/100	
		Since 2014 Score 76.8/100	
	Since 2013 Maintenance		
	Since 2007 ESG Rating EE-/EEE		

1. As of December 2015

Corporate events

SIGNIFICANT EVENTS: <https://www.enel.com/it-it/investors/agenda/2016>

July 28th, 2016: half-year financial report at June 30th, 2016
 November 10th, 2016: interim financial report at September 30th, 2016

PRESS RELEASES²:

<https://www.enel.com/en-gb/Pages/media/press/index.aspx?curPage=0&source=investors>

[7/1/16 - EXTENSION OF EXCLUSIVE NEGOTIATIONS FOR THE BUSINESS INTEGRATION OF ENEL OPEN FIBER AND METROWEB](#)

[6/9/16 - ENEL'S BOARD OF STATUTORY AUDITORS VERIFIES INDEPENDENCE REQUIREMENTS OF ITS MEMBERS](#)

[6/9/16 - ENEL'S BOARD OF DIRECTORS ACKNOWLEDGES EXCLUSIVE RIGHTS TO NEGOTIATE BUSINESS INTEGRATION BETWEEN METROWEB AND ENEL OPEN FIBER](#)

[5/26/16 - FINAL RESULTS OF OFFER TO EXCHANGE ENEL FINANCE INTERNATIONAL'S OUTSTANDING BONDS WITH NEWLY ISSUED ONES](#)

[5/26/16 - ENEL SHAREHOLDERS' MEETING APPROVES 2015 FINANCIAL STATEMENTS AND APPOINTS NEW BOARD OF STATUTORY AUDITORS](#)

[5/9/16 - ENEL GROUP'S NET INCOME UP AND NET FINANCIAL DEBT DOWN IN FIRST QUARTER OF 2016](#)

[5/2/16 - ENEL: SLATES OF CANDIDATES FOR RENEWAL OF BOARD OF STATUTORY AUDITORS HAVE BEEN FILED](#)

[4/28/16 - ENEL BRINGS FORWARD APPROVAL OF FIRST QUARTER 2016 RESULTS](#)

[4/20/16 - ENEL PUBLISHES THE EXPLANATORY REPORT ON THE SOLE ITEM TO BE DISCUSSED IN EXTRAORDINARY SESSION OF SHAREHOLDERS' MEETING](#)

[4/15/16 - ENEL PUBLISHES DOCUMENTATION CONCERNING ITEMS TO BE DISCUSSED IN ORDINARY SESSION OF SHAREHOLDERS' MEETING](#)

[4/14/16 - ENEL: AMENDED SHAREHOLDERS' MEETING AGENDA](#)

[4/8/16 Renewables - ENEL STARTS CONSTRUCTION IN THE UNITED STATES OF ITS LARGEST WIND FARM](#)

[3/30/16 Renewables - ENEL GREEN POWER CONFIRMS RENEWABLES LEADERSHIP IN MEXICO FOLLOWING SUCCESSFUL TENDER OUTCOME](#)

2. Price sensitive only

Disclaimer

This document contains certain forward-looking statements that reflect the Company's management's current views with respect to future events and financial and operational performance of the Company and its subsidiaries. These forward-looking statements are based on Enel S.p.A.'s current expectations and projections about future events. Because these forward-looking statements are subject to risks and uncertainties, actual future results or performance may differ materially from those expressed in or implied by these statements due to any number of different factors, many of which are beyond the ability of Enel S.p.A. to control or estimate precisely, including changes in the regulatory environment, future market developments, fluctuations in the price and availability of fuel and other risks. You are cautioned not to place undue reliance on the forward-looking statements contained herein, which are made only as of the date of this presentation. Enel S.p.A. does not undertake any obligation to publicly release any updates or revisions to any forward-looking statements to reflect events or circumstances after the date of this presentation. The information contained in this presentation does not purport to be comprehensive and has not been independently verified by any independent third party.

This presentation does not constitute a recommendation regarding the securities of the Company. This presentation does not contain an offer to sell or a solicitation of any offer to buy any securities issued by Enel S.p.A. or any of its subsidiaries.

Pursuant to art. 154-bis, paragraph 2, of the Italian Unified Financial Act of February 24, 1998, the executive in charge of preparing the corporate accounting documents at Enel, Alberto De Paoli, declares that the accounting information contained herein correspond to document results, books and accounting records.